
CHAIN QUARTERLY REPORT

GREATER LONDON

JANUARY - MARCH 2023

SUPPORTED BY
MAYOR OF LONDON



CHAIN

COPYRIGHT

Greater London Authority
April 2023

Published by
Greater London Authority
City Hall
Kamal Chunchie Way
London
E16 1ZE
www.london.gov.uk

CHAIN enquiries 020 7840 4451

Copies of this report are available
from <http://data.london.gov.uk>

CONTENTS

1. INTRODUCTION & KEY FINDINGS

- Introduction
- Key findings

2. ROUGH SLEEPER POPULATION ANALYSIS

- Headlines
- Achieving no second night out
- No one living on the streets
- Intermittent rough sleepers

3. SPATIAL DISTRIBUTION

- Bedded down street contacts by area: Greater London level

4. NATIONALITY

- Nationality: Rolling figures
- Nationality: Breakdown by area

5. DEMOGRAPHICS

- Gender
- Age
- Ethnicity

6. SUPPORT NEEDS

7. INSTITUTIONAL & ARMED FORCES HISTORY

8. ACCOMMODATION & RECONNECTION OUTCOMES

9. NO SECOND NIGHT OUT & ROUTES HOME

- No Second Night Out
- Routes Home

10. TEMPORARY ACCOMMODATION

- Arrivals
- Departures: Destination on departure
- Departures: Reason for leaving

11. METHODOLOGY

1. INTRODUCTION & KEY FINDINGS

Introduction

This quarterly report presents information about people seen rough sleeping by outreach teams in London in January-March 2023. Information is derived from the 'Combined Homelessness and Information Network' (CHAIN), a database commissioned and funded by the Greater London Authority (GLA) and managed by Homeless Link. For more information see www.homeless.org.uk/chain.

In the rough sleeping figures in this report people are grouped into three categories:

New rough sleepers	Those who had not been contacted by outreach teams rough sleeping before the period
Living on the streets	Those who have had a high number of contacts over 3 weeks or more which suggests they are living on the streets
Intermittent rough sleepers	People who were seen rough sleeping before the period began at some point, and contacted in the period - but not regularly enough to be 'living on the streets'

For more information about the methods used to derive statistics for this report, and definitions of different groups, please see section 11 – Methodology.

Key findings

New rough sleepers

In the period January-March 2023 outreach teams recorded 1490 people in London sleeping rough for the first time. Of these:

- 1138 (76%) spent just one night sleeping rough
- 323 (22%) slept rough for more than one night but did not go on to live on the streets
- 29 (2%) were deemed to be living on the streets.

The number of new rough sleepers recorded during this period was 15% higher than the same period last year.

By comparison, of the 1295 rough sleepers recorded as new to the streets in January-March 2022, 993 (77%) were seen sleeping rough just once. A similar proportion (21%) went on to spend more than one night without meeting the criteria for living on the streets, and 2% went on to live on the streets.

Living on the streets

During January-March 2023 there were 376 people recorded who were deemed to be living on the streets. This total includes:

- 29 people who were new to rough sleeping in London and remained on the streets during the period
- 30 people from the RS205+ cohort who were seen bedded down at least once.

The number of rough sleepers deemed to be living on the streets is 4% higher than the same period last year, and 17% lower than the immediately preceding period (October-December 2022).

Intermittent rough sleepers

The number of people who were seen rough sleeping during January-March 2023 who were not new, and did not have enough contacts to be deemed as living on the streets, was 1270. This is 17% higher than the same period last year, but 13% lower than the immediately preceding period.

Of these:

- 579 people (46%) were seen on just a single occasion
- 342 people (27%) were seen just twice and
- only 9 (1%) had six or more contacts.

Total number of people seen rough sleeping

In total during the period January-March 2023 outreach teams recorded 3107 individuals sleeping rough in the capital. This is a 14% increase on the total figure for January-March 2022.

Of that total:

- new rough sleepers account for 48% of all rough sleepers
- intermittent rough sleepers account for 41% of all those recorded in the period, and
- 12% of those recorded during the period were living on the streets.

2. ROUGH SLEEPER POPULATION ANALYSIS

All London Boroughs: Headlines

NEW ROUGH SLEEPERS

	No. this period	% change from last period	% change on same period last year
Total	1490	-12%	+15%
New RS with no second night out	1138	-10%	+15%
New RS with a second night out but not living on the streets	323	-17%	+17%
New RS joining living on the streets population*	29	-31%	+7%

	This period	Last period	Same period last year
Proportion of new rough sleepers prevented from spending a second night out	76%	75%	77%

LIVING ON THE STREETS (LOS)

	No. this period	% change from last period	% change on same period last year
Total	376	-17%	+4%
LOS - Transferred from new RS*	29	-31%	+7%
LOS - Known	317	-16%	+3%
LOS - RS205+	30	-6%	+11%

INTERMITTENT ROUGH SLEEPERS

	No. this period	% change from last period	% change on same period last year
Total	1270	-13%	+17%

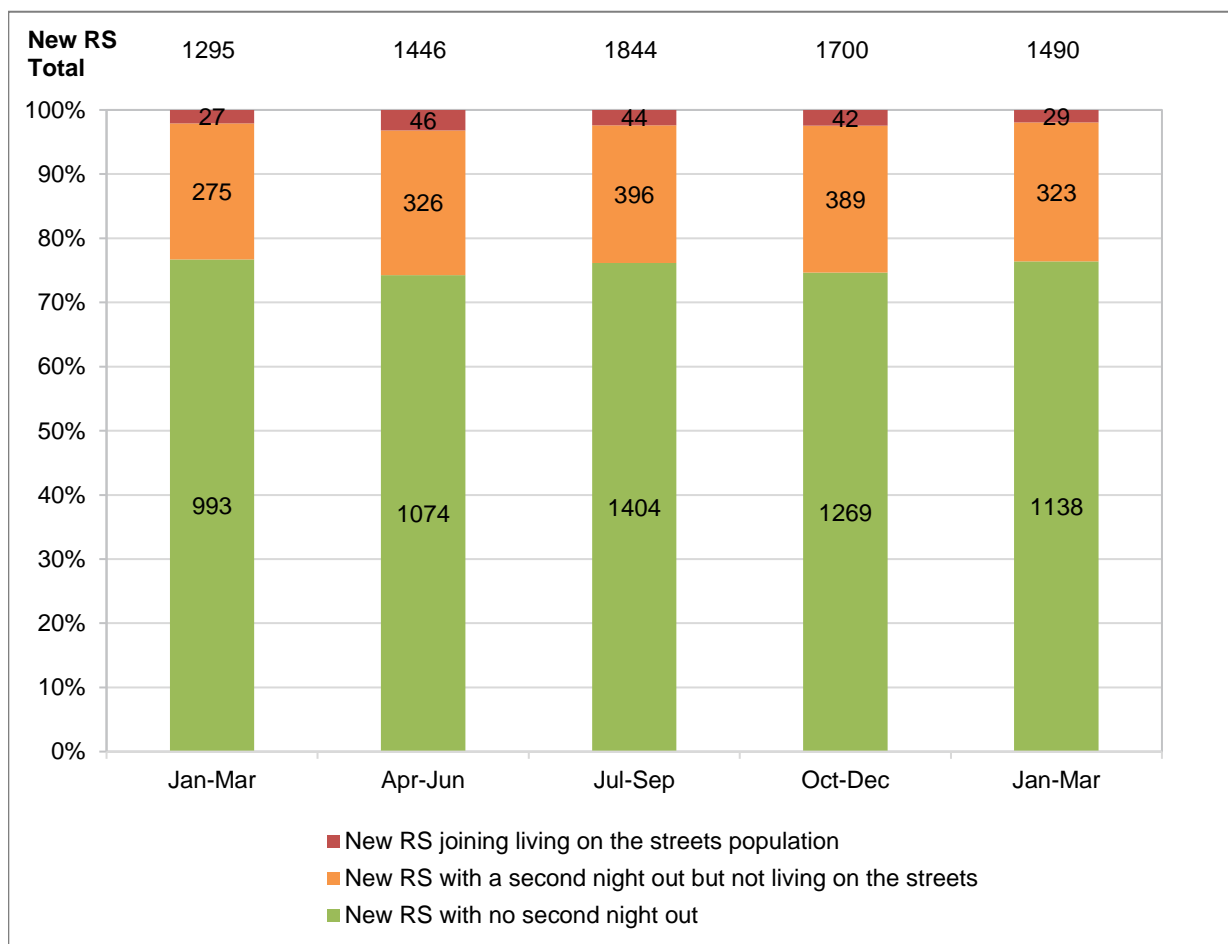
	This period	Last period	Same period last year
Proportion of intermittent rough sleepers seen only once during period	46%	47%	50%

OVERALL TOTAL ROUGH SLEEPERS

	No. this period	% change from last period	% change on same period last year
Total	3107	-13%	+14%

*This cohort is listed under both new rough sleepers and living on the streets headings, but is only counted once towards the overall total

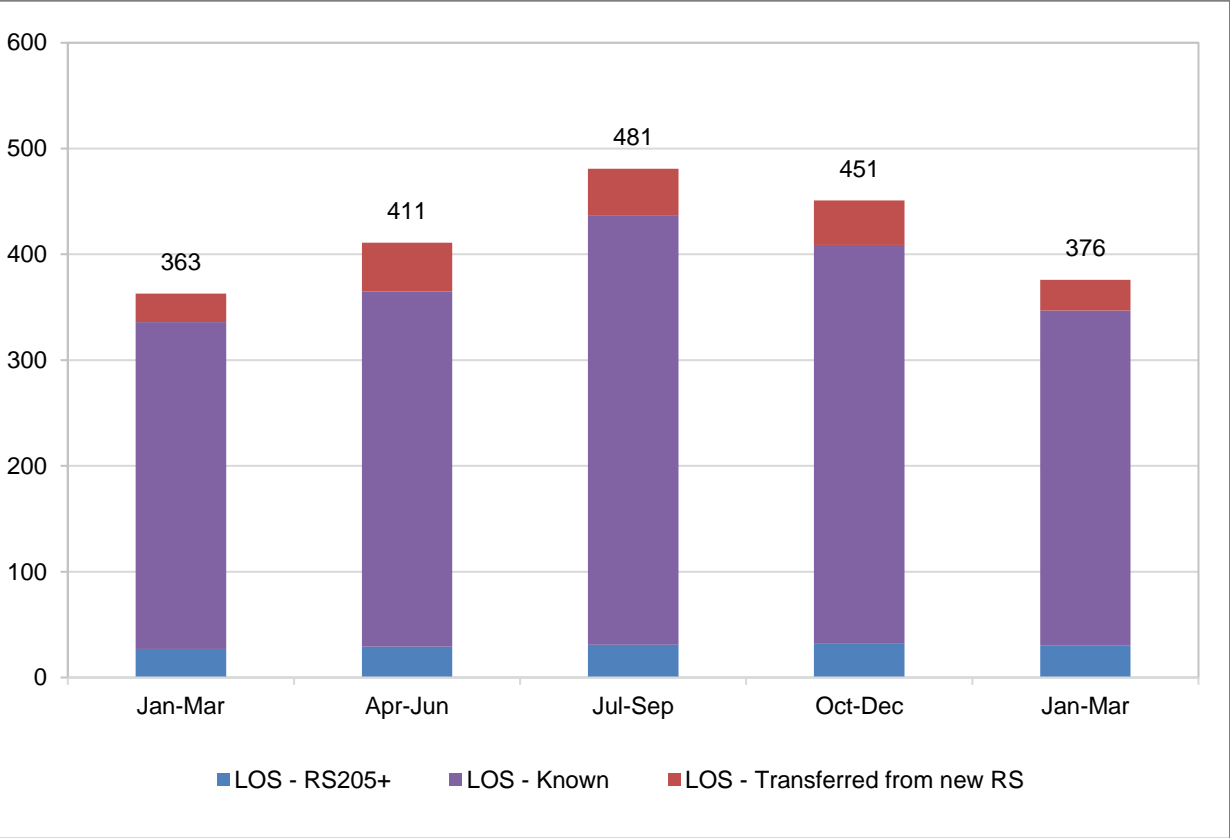
All London Boroughs: Achieving No Second Night Out



Category	No. this period
New RS with no second night out	1138
New RS with a second night out but not living on the streets	323
New RS joining living on the streets population	29
Total	1490

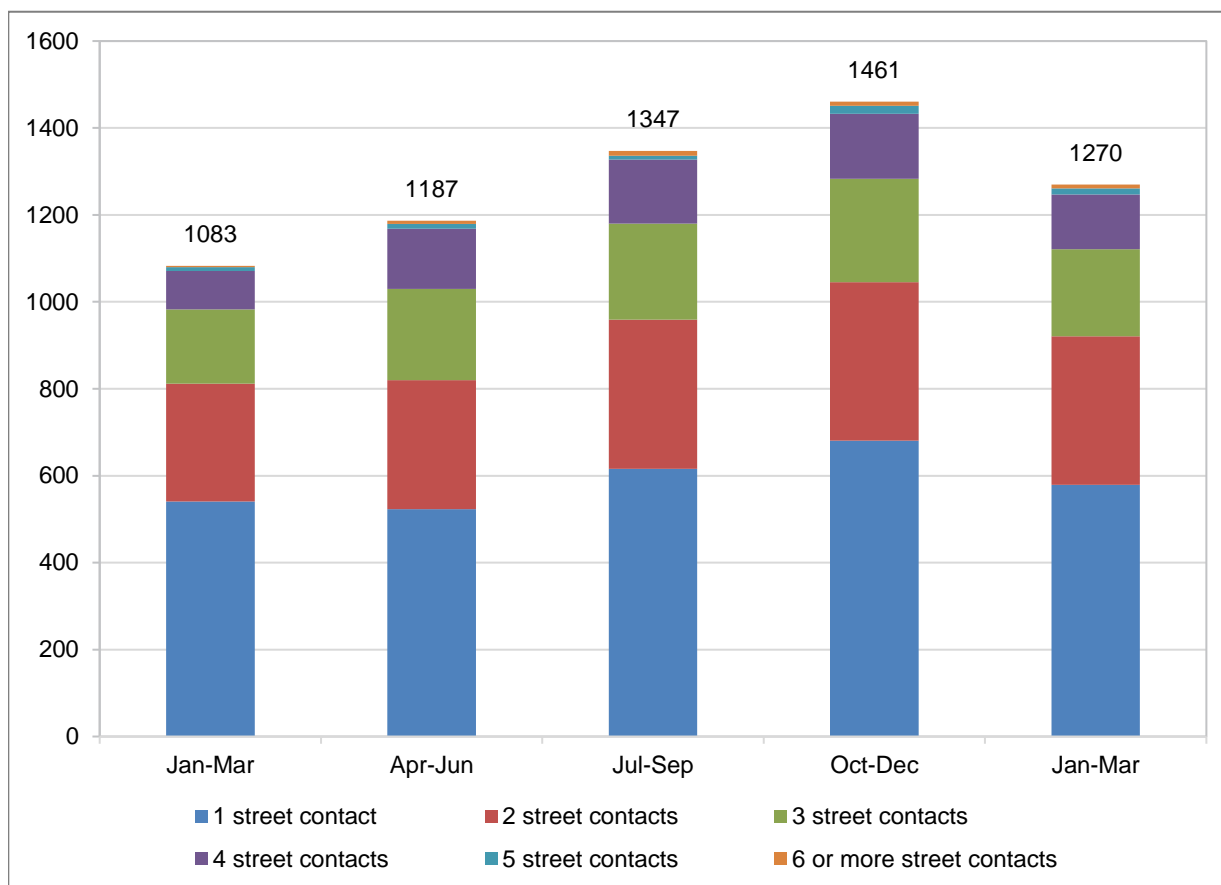
Note: New RS = New rough sleepers

All London Boroughs: No One Living on the Streets



Category	No. this period
LOS - Transferred from new RS	29
LOS - Known	317
LOS - RS205+	30
Total	376

All London Boroughs: Intermittent Rough Sleepers

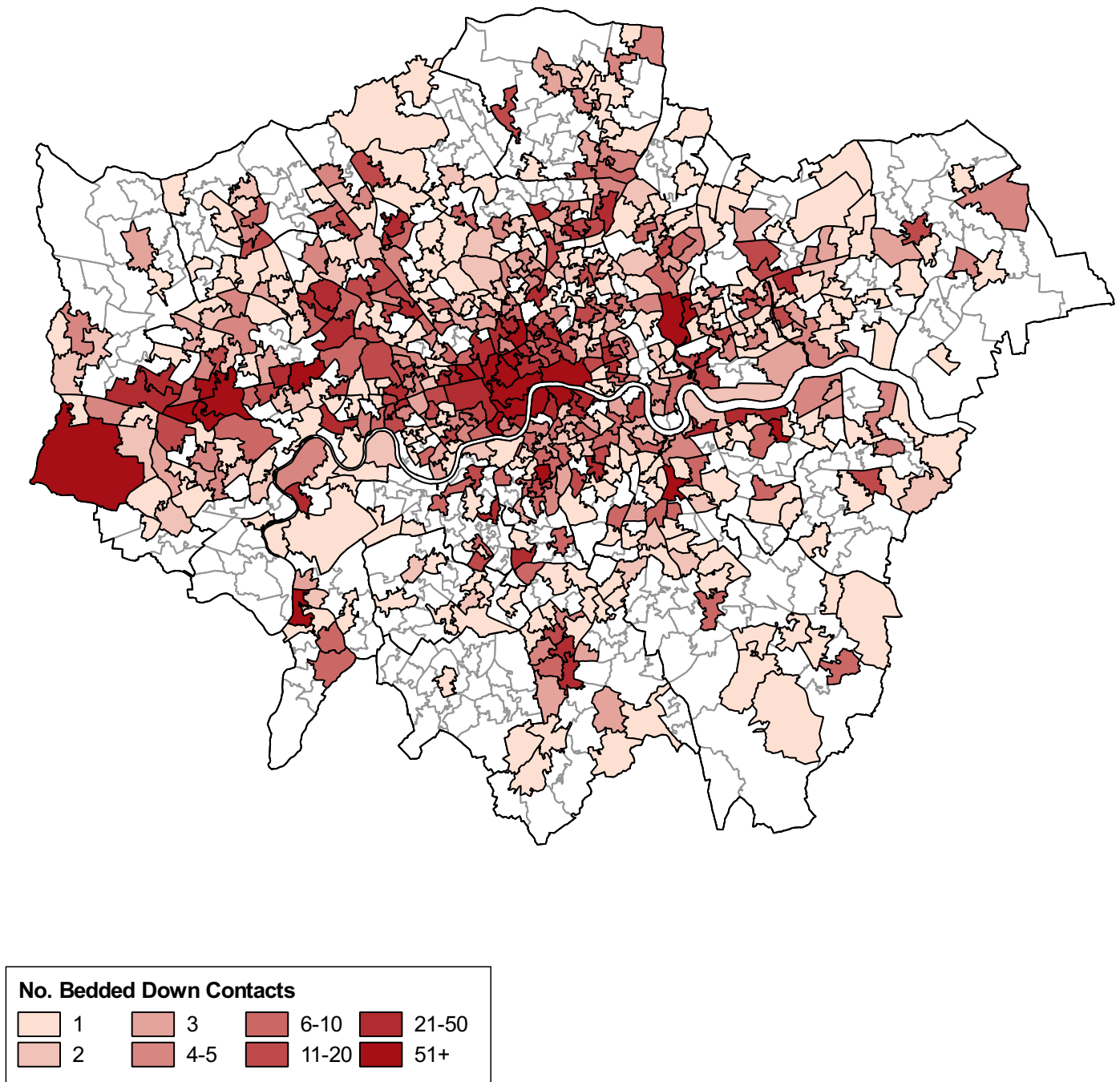


No. bedded down street contacts during this period	No. intermittent rough sleepers
1 street contact	579
2 street contacts	342
3 street contacts	200
4 street contacts	126
5 street contacts	14
6 or more street contacts	9
Total	1270

3. SPATIAL DISTRIBUTION

Bedded down street contacts by area: Greater London level

The map below shows the number of bedded down street contacts recorded in each Middle Super Output Area across Greater London during the period. It is important to note that this represents volume of contacts rather than individuals, and some people may have been seen on multiple occasions within a given area.



4. NATIONALITY

Nationality: Rolling figures

Nationality of people seen rough sleeping by outreach services.

	Jul-Sep 22		Oct-Dec 22		Jan-Mar 23	
Nationality	No.	%	No.	%	No.	%
UK	1565	48.6%	1531	47.9%	1338	48.5%
Romania	412	12.8%	426	13.3%	349	12.6%
Poland	229	7.1%	221	6.9%	157	5.7%
Portugal	45	1.4%	42	1.3%	49	1.8%
Lithuania	60	1.9%	50	1.6%	45	1.6%
Ireland (Republic of)	46	1.4%	45	1.4%	40	1.4%
Italy	41	1.3%	34	1.1%	33	1.2%
Bulgaria	49	1.5%	44	1.4%	38	1.4%
Hungary	18	0.6%	11	0.3%	9	0.3%
Latvia	21	0.7%	29	0.9%	19	0.7%
Spain	26	0.8%	26	0.8%	16	0.6%
Other European (EEA) countries	91	2.8%	89	2.8%	56	2.0%
Europe (EEA)	1038	32.2%	1017	31.8%	811	29.4%
Europe (Non-EEA)	35	1.1%	38	1.2%	29	1.1%
Europe (Not known)	25	0.8%	25	0.8%	12	0.4%
Eritrea	85	2.6%	79	2.5%	82	3.0%
Nigeria	24	0.7%	25	0.8%	26	0.9%
Sudan	34	1.1%	28	0.9%	36	1.3%
Somalia	24	0.7%	20	0.6%	23	0.8%
Algeria	16	0.5%	14	0.4%	6	0.2%
Other African countries	99	3.1%	107	3.3%	88	3.2%
Africa	282	8.8%	273	8.5%	261	9.5%
India	72	2.2%	112	3.5%	120	4.3%
Afghanistan	30	0.9%	20	0.6%	18	0.7%
Iran	32	1.0%	28	0.9%	23	0.8%
Pakistan	10	0.3%	9	0.3%	15	0.5%
Sri Lanka	10	0.3%	11	0.3%	9	0.3%
Other Asian countries	60	1.9%	72	2.3%	63	2.3%
Asia	214	6.6%	252	7.9%	248	9.0%
Americas	58	1.8%	58	1.8%	58	2.1%
Australasia	4	0.1%	3	0.1%	3	0.1%
Not known	407		373		347	
Total (excl. not known)	3221	100.0%	3197	100.0%	2760	100.0%
Total (incl. not known)	3628		3570		3107	

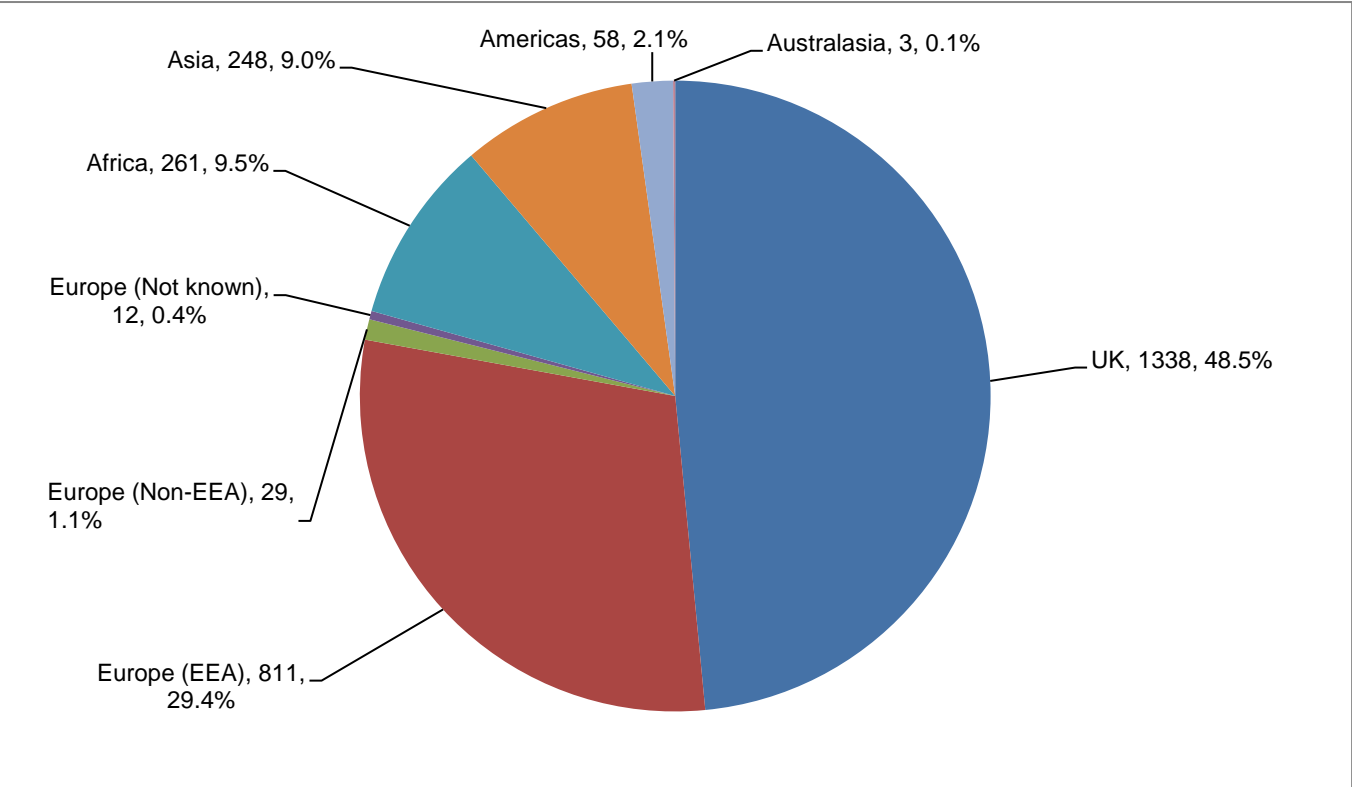
Note: Percentages are calculated from total excluding clients whose nationality was not known or not recorded.

In individual borough reports some nationalities included in the table above may have '0' clients recorded against them – these nationalities are included in this standardised table as they represent a significant number of clients across London as a whole.

As of 2022/23 Q1, we have adjusted categories used for nationality reporting, so that the ten countries previously categorised as CEE are now included in the broader category of Europe (EEA).

Nationality: Breakdown by area

Nationality of people seen rough sleeping by outreach services, grouped by area.

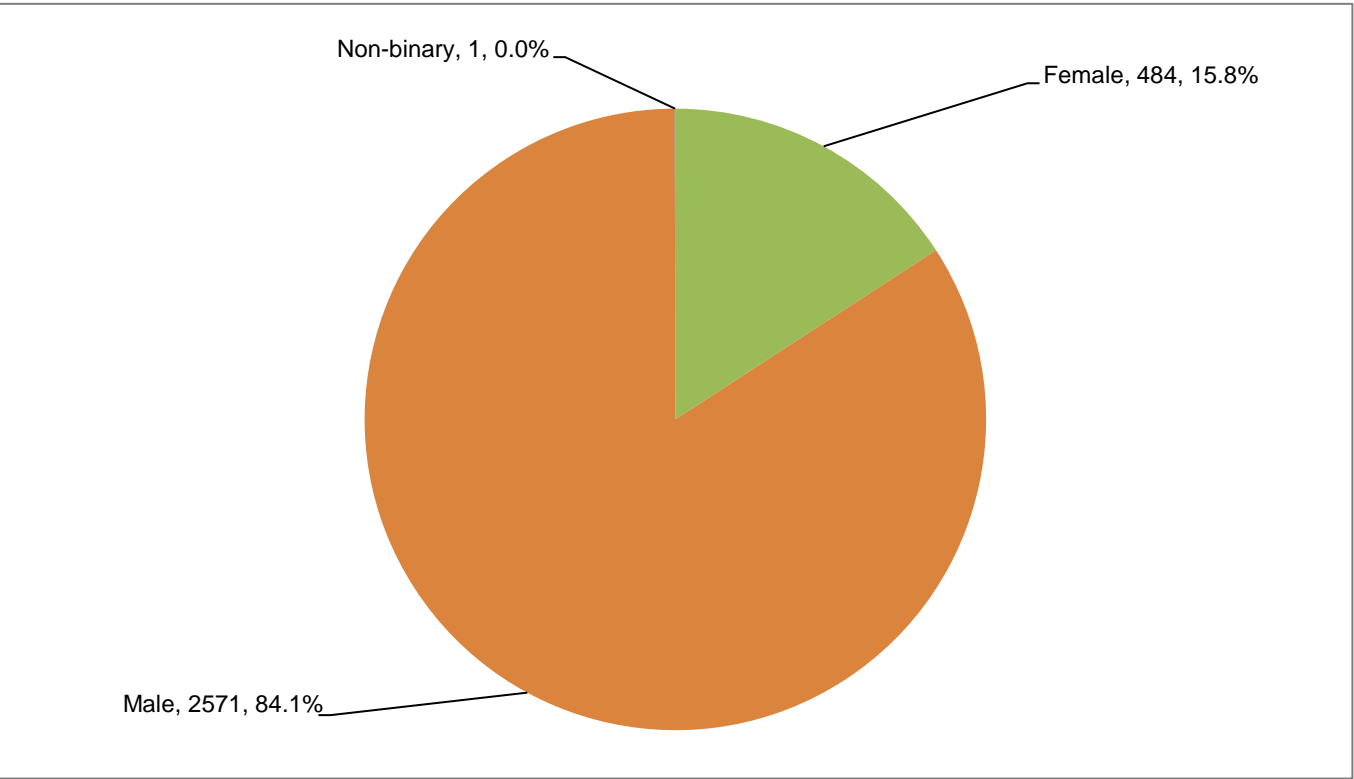


Base: 2760. Note that the base figure for this chart excludes clients whose nationality is not known or recorded.

5. DEMOGRAPHICS

Gender

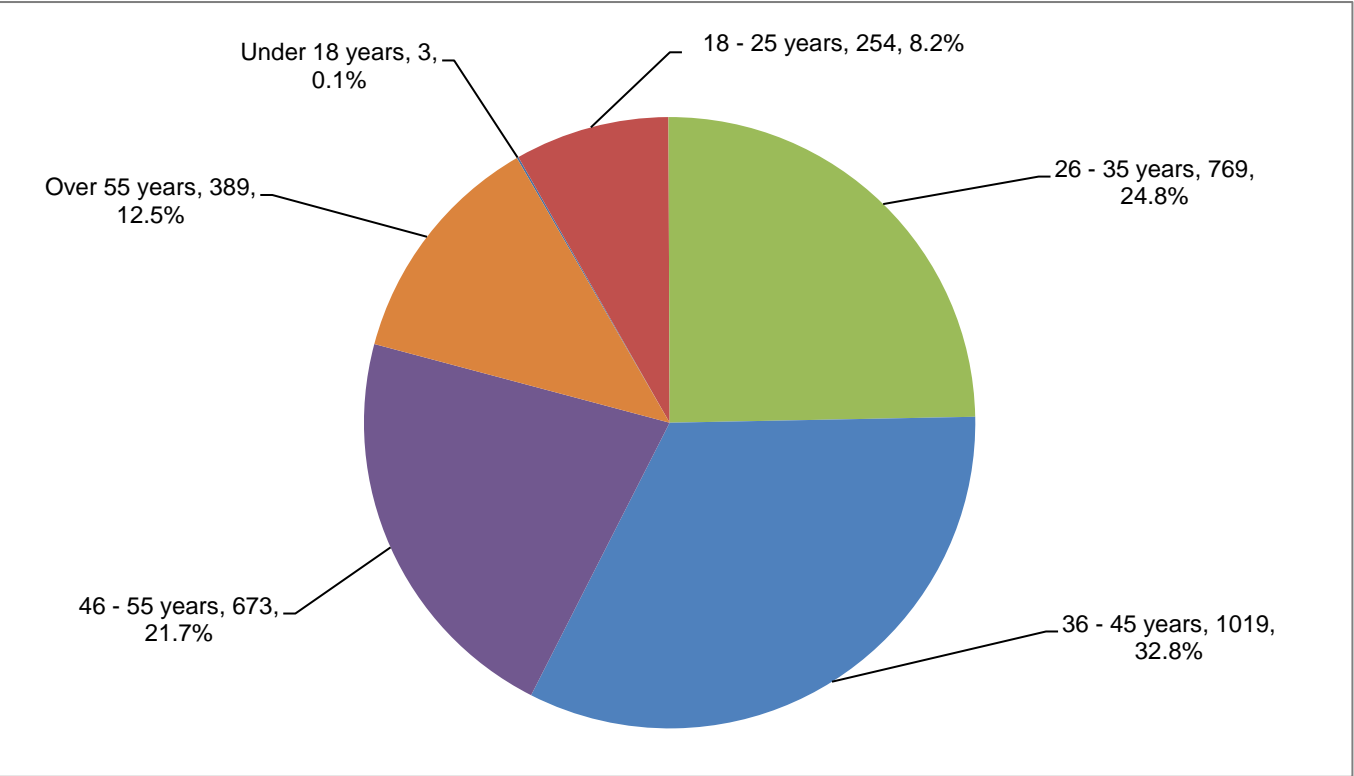
Gender of people seen rough sleeping by outreach services.



Base: 3056 people seen rough sleeping whose gender was known. This excludes 51 people whose gender was not known.

Age

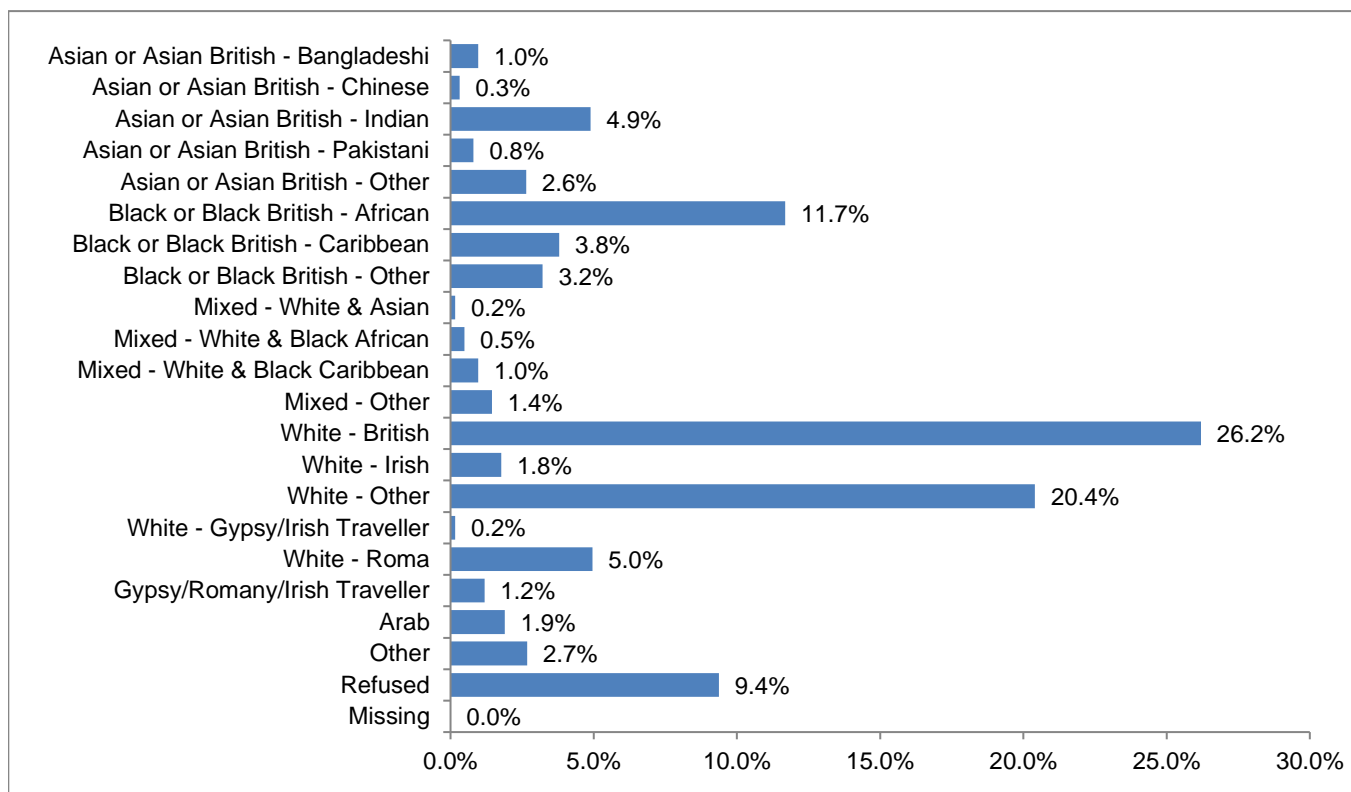
Age of people seen rough sleeping by outreach services.



Base: 3107

Ethnicity

Ethnicity of people seen rough sleeping by outreach services.

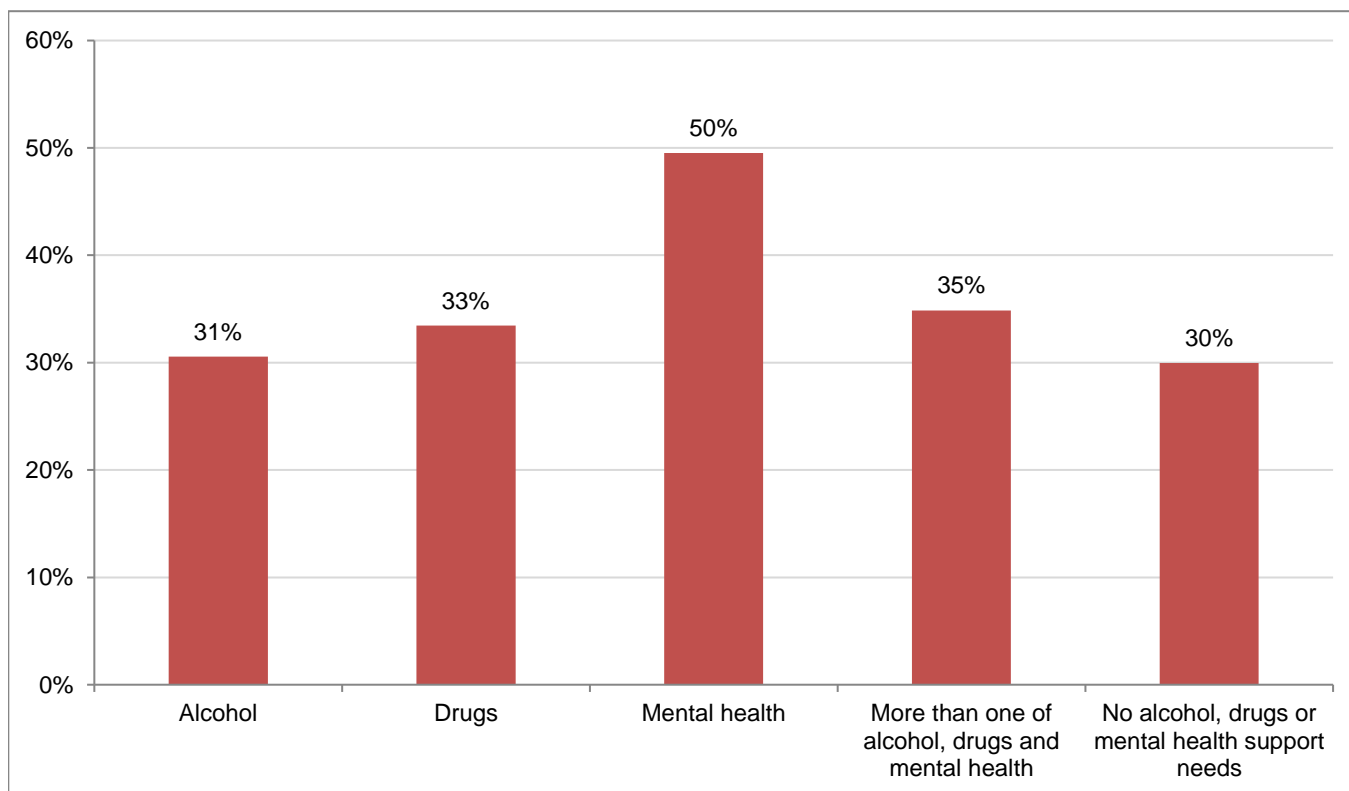


Base: 3107

The previously employed category of 'Gypsy/Romany/Irish Traveller' was replaced with separate categories for 'White - Gypsy/Irish Traveller' and 'White - Roma' in April 2021. However, many people seen rough sleeping during the period may not have had their ethnicity information updated to reflect these new categories, so the original category is also included in the graph.

6. SUPPORT NEEDS

Support needs of people seen rough sleeping by outreach services.



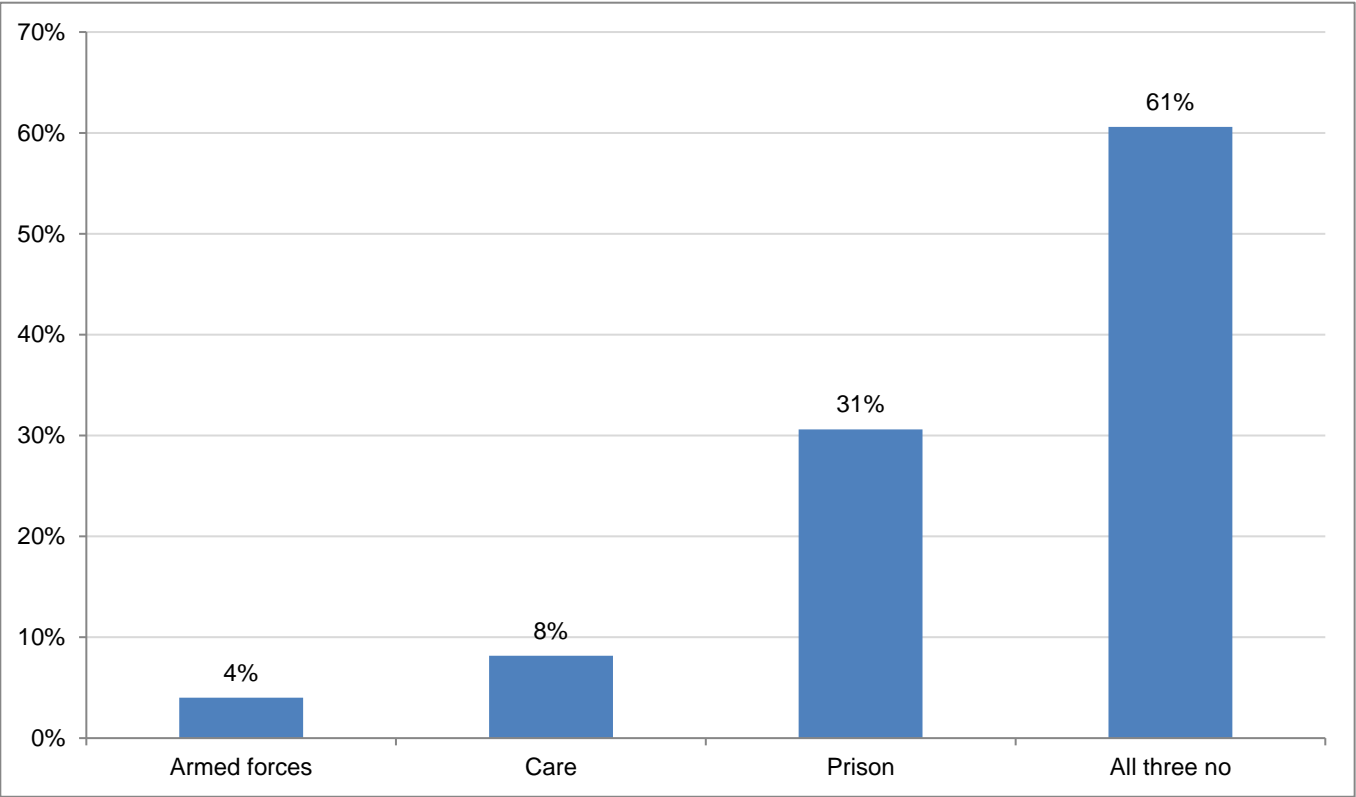
Base: 2356. Note that the base figure for this chart excludes people for whom all three support needs are not known or not assessed (751)

Support Needs	No. people	% of people seen rough sleeping
Alcohol only	213	9%
Drugs only	150	6%
Mental health only	424	18%
Alcohol and drugs	78	3%
Alcohol and mental health	183	8%
Drugs and mental health	314	13%
Alcohol, drugs and mental health	246	10%
All three no	706	30%
All three no, not known or not assessed	42	2%
All three not known or not assessed	751	
Total (excl. not assessed)	2356	100%
Total (incl. not assessed)	3107	

Note: Total excluding not known or assessed is used as base for percentages.

7. INSTITUTIONAL & ARMED FORCES HISTORY

People seen rough sleeping by outreach services, by experience of armed forces, care or prison.



Base: 2350. Note that the base figure for this chart excludes people for whom all three institutional histories are not known or not recorded.

Nationality of rough sleepers with experience of armed forces:

Nationality	No. people	% of people seen rough sleeping
UK	37	2%
Non-UK	57	2%
Not known/recorded	0	0%
Total	94	4%

8. ACCOMMODATION & RECONNECTION OUTCOMES

Reconnections and bookings into accommodation achieved by borough based services and Rapid Response during the period. People included in these figures will have been seen rough sleeping at some point in their history, but not necessarily during the reporting period.

Accommodation and reconnection outcomes by number of people:

	Oct-Dec 22	Jan-Mar 23
Outcome	No. people	No. people
Booked into accommodation or reconnected	1916	1678
Booked into accommodation	1871	1659
Booked into hub, shelter or emergency accommodation	1013	884
Booked into temporary accommodation	915	847
Booked into long term accommodation	208	220
Reconnected	123	89

Note: Some people may have been booked into more than one type of accommodation during the period.

Reconnection outcomes by number of events:

	Oct-Dec 22		Jan-Mar 23	
Reconnection reason	No. events	%	No. events	%
Return to home area	104	84%	67	75%
Seeking work	6	5%	2	2%
Move to area for friends/family	24	19%	19	21%
Move to area with appropriate services	43	35%	37	42%
Reconnections total	124		89	

Note: An individual may have had more than one reconnection during the period. Reconnections can be recorded with multiple reasons, so the overall total will be lower than the combined sum of the separate reconnection reasons. Percentages are based on the total number of reconnections.

	Oct-Dec 22		Jan-Mar 23	
Reconnection destination	No. events	%	No. events	%
UK - London	86	69%	73	82%
UK - outside London	23	19%	11	12%
Central and Eastern Europe	3	2%	0	0%
Other Europe	3	2%	2	2%
Rest of the world	9	7%	3	3%
<i>Not known</i>	0		0	
Reconnections total (excl. destination not known)	124	100%	89	100%

Note: An individual may have had more than one reconnection during the period.

Accommodation outcomes by number of events:

Accommodation type	Oct-Dec 22		Jan-Mar 23	
	No. events	%	No. events	%
Hubs, shelters and emergency accommodation				
COVID-19 Emergency Accommodation (Local)	2	0%	3	0%
Hub	116	4%	94	4%
Nightstop	2	0%	0	0%
SWEP (Local)	520	19%	687	29%
SWEP (Pan-London)	216	8%	222	9%
Winter/Night Shelter	629	22%	155	6%
<i>Hubs, shelters and emergency accommodation subtotal</i>	<i>1485</i>	<i>53%</i>	<i>1161</i>	<i>48%</i>
Temporary accommodation				
Assessment centre	162	6%	161	7%
Bed & breakfast	223	8%	182	8%
Clinic/Detox/Rehab	11	0%	4	0%
Friends & family	4	0%	3	0%
Hostel	189	7%	158	7%
Local authority temporary accommodation	273	10%	306	13%
Staging post	136	5%	100	4%
Other temporary accommodation	100	4%	98	4%
<i>Temporary accommodation subtotal</i>	<i>1098</i>	<i>39%</i>	<i>1012</i>	<i>42%</i>
Long-term accommodation				
Care home	1	0%	5	0%
Clearing House/RSI	67	2%	51	2%
Local authority tenancy (general needs)	14	1%	11	0%
Private rented sector - independent	49	2%	61	3%
Private rented sector - with some floating support	20	1%	30	1%
RSL tenancy (general needs)	0	0%	4	0%
Sheltered housing	4	0%	6	0%
Supported housing	53	2%	44	2%
Tied accommodation	1	0%	1	0%
Other long-term accommodation	5	0%	11	0%
<i>Long term accommodation subtotal</i>	<i>214</i>	<i>8%</i>	<i>224</i>	<i>9%</i>
Total	2797	100%	2397	100%

Note: An individual may have been booked into accommodation more than once during the period.

9. NO SECOND NIGHT OUT & ROUTES HOME

Outcomes achieved by non-outreach services covering the whole of London.

No Second Night Out

People accessing NSNO turnaround hubs:

Service	No. people
Turnaround hubs	508

Accommodation and reconnection outcomes by number of people:

Outcome	No. people
Booked into accommodation or reconnected	111
Booked into accommodation	110
Reconnected (direct)	15
Reconnected (via Routes Home)	0

Note: These figures are for all clients who departed NSNO during the period, and are not a subset of the total clients accessing NSNO during the period. Clients may have received both a reconnection and an accommodation outcome.

Routes Home

Accommodation and reconnection outcomes by number of people:

Outcome	No. people
Booked into accommodation or reconnected	13
Booked into accommodation	7
Reconnected (direct)*	8

*Reconnections achieved by Routes Home directly with NSNO clients are counted in the NSNO outcomes table rather than the Routes Home table.

10. TEMPORARY ACCOMMODATION

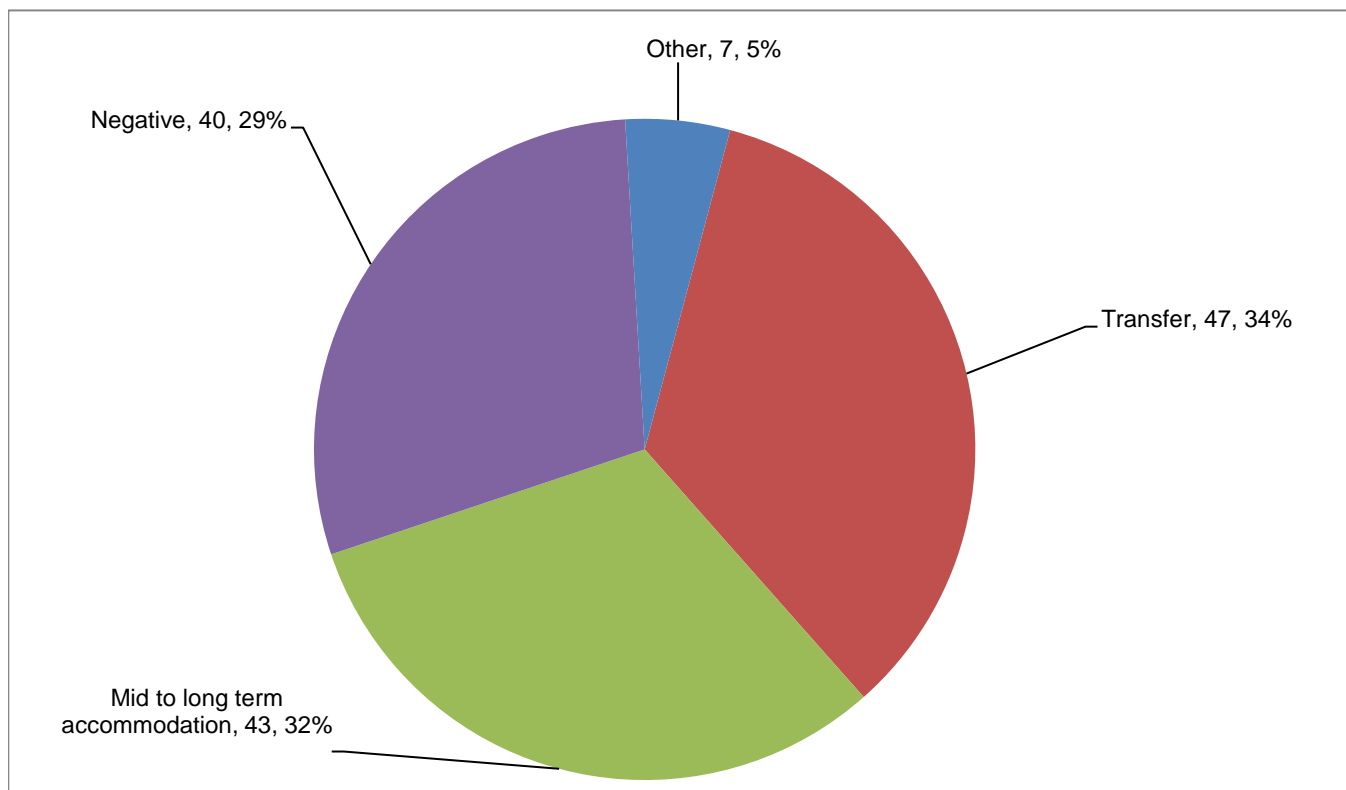
Hostels, assessment centres and second-stage accommodation.

Arrivals

A total of 125 individuals arrived at temporary accommodation during the period.

Departures: Destination on Departure

A total of 128 individuals departed from temporary accommodation during the period.



Base: 137

Destination on departure	Destination category	Chart colour
Assessment Centre, Bed & Breakfast, Covid-19 emergency hotel, Detox clinic, Hospital - not long term/acute care, Hostel - another organisation, Hostel - within the organisation, Internal SWEP transfer, Internal transfer, NASS accommodation, Night shelter, NSNO assessment hub, NSNO staging post, Psychiatric hospital, Rehab clinic, Temporary accommodation (LA)	Transfer	
Accommodation where client is owner, Care home, Clearing House/RSI, Hospital - long term, LA tenancy (general needs), Long stay hospice, Private rented sector - independent, Private rented sector - with some floating support, Returned to home country (EEA), Returned to home country (non EEA), RSL tenancy (general needs), Sheltered Housing, Supported Housing, Tied accommodation with work	Mid to long term accommodation	
Died by suicide, Not known, Sleeping rough/Returned to streets, Taken into custody	Negative	
Died, Previous home, Staying with family, Staying with friends	Other	

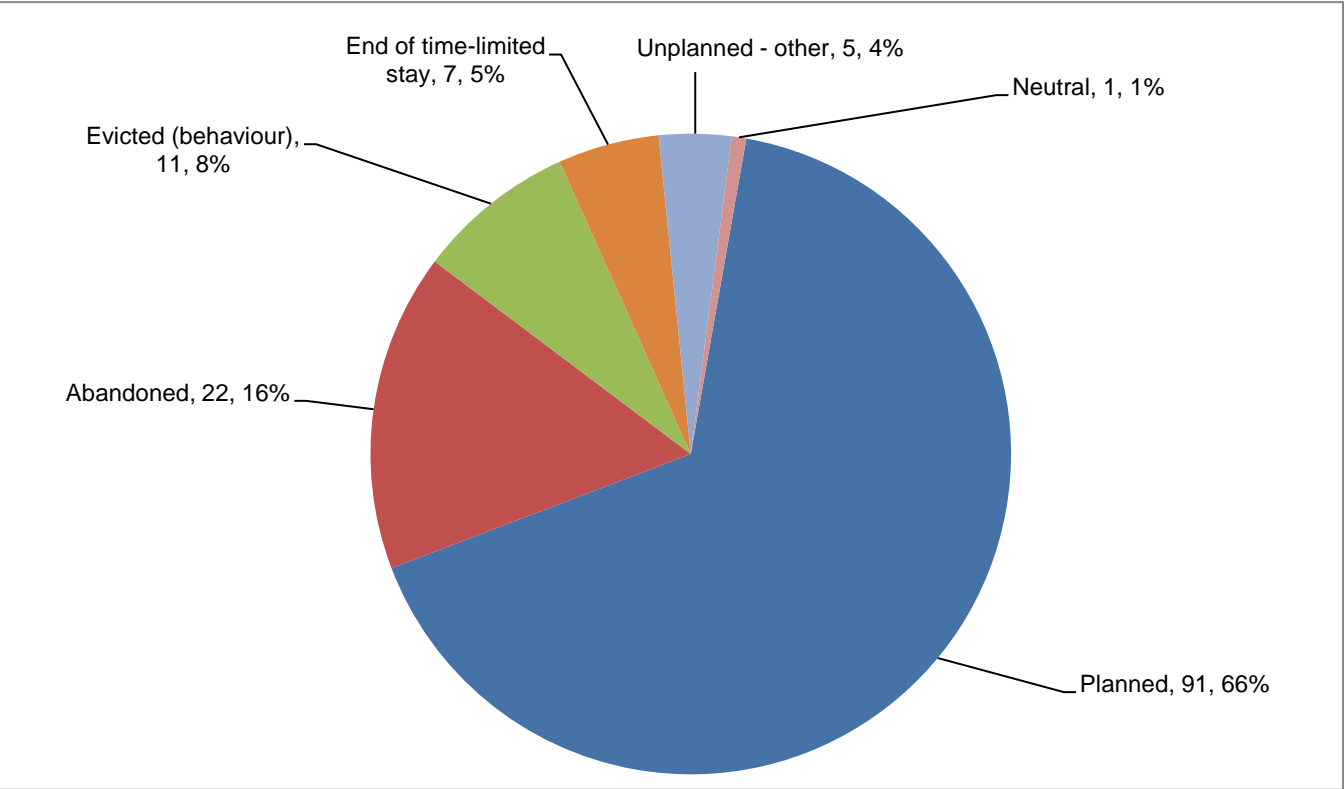
Note: An individual may have had more than one accommodation departure during the period.

Destination on departure	No. departures	%
Transfer		
Assessment centre	6	4%
Bed & breakfast	3	2%
Covid-19 emergency hotel	0	0%
Detox clinic	0	0%
Hospital - not long term/acute care	1	1%
Hostel - another organisation	9	7%
Hostel - within the organisation	3	2%
Hosting placement	0	0%
Internal SWEP transfer	0	0%
Internal transfer	2	1%
NASS accommodation	4	3%
Night shelter	1	1%
NSNO assessment hub	0	0%
NSNO staging post	0	0%
Psychiatric hospital	0	0%
Rehab clinic	1	1%
Subregional staging post	17	12%
Temporary accommodation (LA)	17	12%
<i>Transfer subtotal</i>	<i>47</i>	<i>34%</i>
Mid to long term accommodation		
Accommodation where client is owner	1	1%
Care home	0	0%
Clearing House/RSI	4	3%
Hospital - long term	2	1%
LA tenancy (general needs)	0	0%
Long stay hospice	0	0%
Private rented sector - independent	4	3%
Private rented sector - with some floating support	12	9%
Returned to home country (EEA)	7	5%
Returned to home country (non EEA)	0	0%
RSL tenancy (general needs)	0	0%
Sheltered Housing	3	2%
Supported Housing	9	7%
Tied accommodation with work	1	1%
<i>Mid to long term accommodation subtotal</i>	<i>43</i>	<i>31%</i>
Negative		
Died by suicide	0	0%
Not known	20	15%
Sleeping rough/Returned to streets	17	12%
Taken into custody	3	2%
<i>Negative subtotal</i>	<i>40</i>	<i>29%</i>
Other		
Died	1	1%
Previous home	0	0%
Staying with family	3	2%
Staying with friends	3	2%
<i>Other subtotal</i>	<i>7</i>	<i>5%</i>
Total	137	100%

Note: An individual may have had more than one accommodation departure during the period.

Departures: Reason for Leaving

Temporary accommodation departures by reason for leaving.



Base: 137

Note: An individual may have had more then one accommodation departure during the period.

11. METHODOLOGY

From January 2014 onwards, CHAIN rough sleeping figures returned to being reported on a quarterly basis, following a two year period of reporting on a bi-monthly cycle.

Alongside the change in reporting period, we have also made some other adjustments to our reporting methodology. People who have been seen rough sleeping in more than one borough during the period will now be counted towards the figures for each relevant borough, rather than being assigned to one borough only, as was previously the case with bi-monthly reports. This means that the overall unique rough sleepers total for London will not be the same as the sum of all separate borough figures.

The new quarterly reports continue to employ the methodology of assigning rough sleepers to categories based on the following factors:

- Whether they were new rough sleepers during the period
- How many times they were seen rough sleeping during the period
- Number of days elapsed between first and last time they were seen rough sleeping during the period

We continue to apply the same thresholds for the above factors to the quarterly reporting period that we previously used for bi-monthly reporting. A further explanation of the individual categories follows.

New rough sleepers

New rough sleepers, who were seen for the first time during the period. The total number of new rough sleepers is broken down into those who were seen just once and did not have a second night out, those who were seen on several occasions, but as yet have not been on the streets long enough to count as 'living on the streets', and those new to the streets who remained there long enough to fulfil the criteria for 'living on the streets' (outlined below).

Living on the streets (LOS)

With the designation 'living on the streets' we refer to rough sleepers who have stayed on the streets after arriving, and are entrenched or at risk of becoming so. In determining who is counted as living on the streets we have used a combination of time on the streets (three or more weeks between the earliest and latest bedded down contact) and number of bedded down contacts (five or more contacts) during the period we are reporting on. If a person is seen bedded down six times, but only during one week, he or she does not count. If a person has four bedded down contacts, but spread over two months, he or she would also not count. To be counted a rough sleeper must have both elements.

The reporting period covers three months. However, to ensure that we do not miss those whose rough sleeping crosses over reporting periods we look back for the three weeks immediately before the start of the three month reporting period. For a rough sleeper in these circumstances, if they are not seen again, he or she will not be reported living on the streets in the next period.

The LOS total will include some who were new to the streets in the period, but whose stay extended beyond three weeks and who were seen bedded down at least five times - these are transferred from the new rough sleeper figures (shown in red in both section one and two of the report).

It is important to note that a rough sleeper who is included in the LOS total will not necessarily have been living on the streets for the entirety of the quarter in question, but they were living on the streets for a significant period during the quarter. The LOS total will also include some who are no longer on the streets, having gone into accommodation (or disappeared). They will not appear in the subsequent LOS total. Rough sleepers will only count as LOS during the period where they meet the above definition.

RS205+ refers to people who have been identified as especially hard to help because of their prolific history of rough sleeping. This group appear in the LOS chart if they have any number of bedded down contacts within the two months being reported on.

Intermittent rough sleepers

Intermittent rough sleepers are those who are not new in this period, and have not been seen rough sleeping enough to be deemed living on the streets. This group includes those who sleep rough periodically for very short periods (including some street drinkers and beggars). It also will include those who return to the streets for a longer period (but in this period less than the 'living on the streets' definition). Those that go on to be living on the streets will appear in that category in the next period.

SUPPORTED BY
MAYOR OF LONDON

